










































**Symbol Key:**  **Most Popular Applications**  **Commonly Used Applications**

EXISTING WINDOW TYPE	EXTERIOR USE					INTERIOR USE					NOTES
	HOL	HOL-OP	HOL-TOR	AOL	MAOL	MOL	MOL-ST	MOL-OP	MMOL	SAW	
<b>Aluminum Windows</b>											
Fixed											
Casement (Single-Swing Out)											
Double Casement (Both-Swing Out)											
Projected (Push-Out)											
Hopper (Tilt-In)											Hopper vent must clear stops
Vertical Pivot (Swings in and out)											Must be removed
Curtainwall											
<b>Special Aluminum Window Considerations</b>											
Special Shapes											
Bowed											
Screens											
Protective Glazing											
Very Large Units											Various models can be mulled
Between-Window Blinds						